



Course Registration Information for Spring 2025

Registration Times

Your registration time is noted in the Academics tab of My Illinois State.

- Per university policy, winter session classes are not included with priority registration. You will see a different registration date/time listed for winter and spring.
- For spring, the time should be 8:30 am on Monday, October 14.

Registration Times

If you need additional assistance with Course Registration, [visit the Registrar's Office website](#) or contact the Registrar Service Center in Moulton Hall or call (309) 438-2188, 8 a.m. to 4:30 p.m. Monday-Friday.

<p>Winter 2024</p> <p>October 16 at 8:30 AM</p>	<p>Spring 2025</p> <p>October 14 at 8:30 AM</p>	<p>Summer 2025</p> <p>Registration Times Available February 1</p>	<p>Fall 2025</p> <p>Registration Times Available March 1</p>
--	--	--	---

Clear Holds and To Do List Items

Prior to registration, ensure that all Holds have been cleared and all necessary items on your To Do list have been completed (i.e. Financial Responsibility Agreement). Some Holds and/or To Do items will block you from registering.

Holds and To Do items are visible from the home page of My Illinois State.

How to Register for Classes

Access registration from the Academics tab in My Illinois State.

[Registration resources from the Registrar's Office:](#)

- [Shopping cart](#)
- [Step by step, visual instructions on how to register](#)
- [Video showing how to register](#)





Having Trouble or Need Help?

Check out the resources from the [Registrar's Office](#), visit the Registrar Service Center in Moulton 107, or call (309) 438-2188 (Monday – Friday, 8 am – 4:30 pm).

Email your Honors Advisor.

The screenshot shows the My Illinois State home page. The navigation tabs at the top are Home, Academics, Finances, Student Life, and Pay & Benefits. The Academics tab is highlighted with a yellow circle. Below the navigation is a search bar with the text "What Are You Looking For?". Below the search bar are several quick links: Office 365 and Email, Canvas, Student Center, Pay/Review Account, Library Services, and Academic Calendar. Below the quick links is a section titled "Account Notifications At a Glance" which is also highlighted with a yellow circle. This section contains a "To Do" list with one item: "2020-2021 FAFSA Reminder" with a status of "Initiated" and a "Due Date: 11/30/19".

Common registration errors and how to fix them

- Class is noted as having 0 credit hours  • Delete the class from your shopping cart and add it back
- There is a block on your account that prevents you from registering  • Check holds and to-do items to identify blocks on your account
- You don't meet the prerequisite  • Verify the prerequisite in CourseFinder; you may need to select another class
- Class is major blocked  • If your major is not included in the block, you'll need to select a different section

	Monday	Tuesday	Wednesday	Thursday	Friday
7:00 – 8:00					
8:00 – 9:00					
9:00 – 10:00					
10:00 – 11:00					
11:00 – 12:00					
12:00 – 1:00					
1:00 – 2:00					
2:00 – 3:00					
3:00 – 4:00					
4:00 – 5:00					
5:00 – 6:00					
6:00 – 7:00					
7:00 – 8:00					
8:00 – 9:00					
9:00 – 10:00					